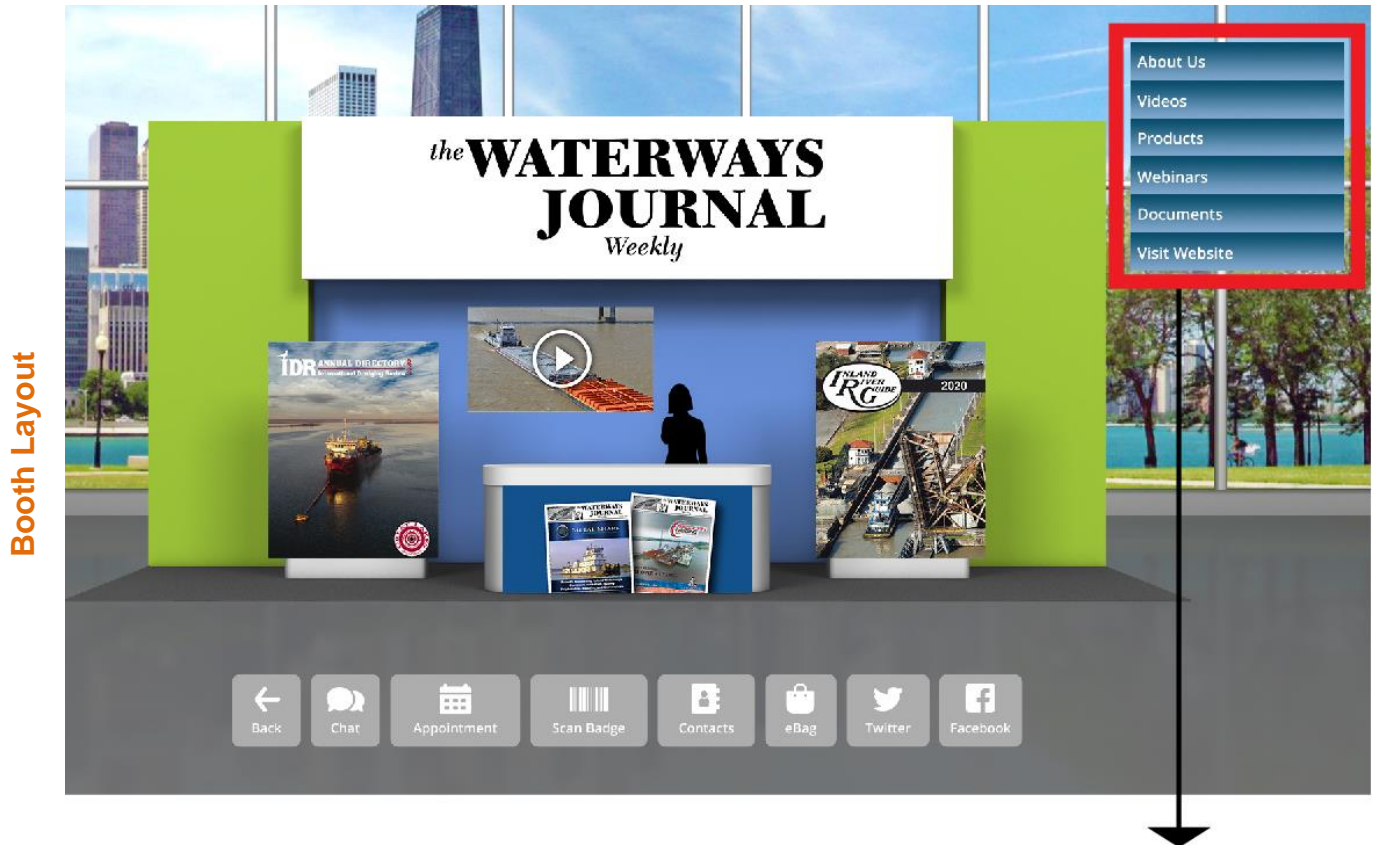


## Exhibitor Profile/Product Showcase Tutorial

From the Attendee Point of View



The focus of this image is the **Booth Layout** as shown above. To the right you see the **Booth Profile** section.

**Booth Profile**

### BOOTH LAYOUT

The Booth Layout allows attendees to “walk-up” to your booth, engage with your booth staff via chat or video chat, they can set appointments, have their badge scanned, watch product or marketing videos, and engage with exhibitors on social media.

### BOOTH PROFILE

The Booth Profile is where Exhibitors include additional documents, links to products/services, additional company information, videos, and much more.

## Exhibitor Profile/Product Showcase Tutorial

### From the Exhibitor Point of View-**BOOTH LAYOUT**



Log-in credentials will be sent to the main exhibitor contact. Once logged in to the Exhibitor Service Center, you'll be directed to the eDirectory Setup. Here you'll be able to upload the following:

#### Booth Profile Header Image

save

**Booth Profile Header**

Booth Profile Header Image

[Choose File](#) No file chosen

[147202016524\\_FB-Cover-Image-01.png](#)

☐ Delete Uploaded File

## Documents/Online Product Showcase/Videos

The upload manager for Documents, the Online Product Showcase, and Videos all look the same. Each has a different section and heading. Requirements are similar but the upload differences are listed below.

The screenshot shows a web form titled "Document" with a teal header. At the top left are "save" and "delete" buttons. The form fields include: "Title" (text input with "Test Document"), "Description" (text area with placeholder text), "Display Image" (with a "Choose File" button, "No file chosen" text, and a link to "testdisplayphoto.jpg" with a "Delete Uploaded File" checkbox), "Upload Instructions" (text: "Format: doc, pdf, pptx" and "Size: 10MB max"), "Document" (with a "Choose File" button, "No file chosen" text, and a link to "eShow\_Website\_TemplateDescription (1).pdf" with a "Delete Uploaded File" checkbox), "Product Category" (dropdown menu), and "Display Order" (text input with "1").

### Documents

Upload Instructions: 1 document (per upload)  
Format: PDF, DOC, PPTX  
Size: 10MB max

### Online Product Showcase List

Upload Instructions: 1 file (per upload)  
Format: PDF, MP4  
Size: 25MB max

### Videos

Upload Instructions: 1 video (per upload)  
Format: MP4  
Size: 25MB max

**Note:** The number of uploads you receive, for each section, depends on the package you purchased. If you are unsure about your package please see your sales representative.

## Large Booth Graphics\*

save

refresh

Booth Layout Edit

Booth Model ID


Large Booth

Marquee

Width: 840

Height: 210

Format: png.gif.jpg




Center Desk

Width: 320

Height: 138

Format: png.gif.jpg



TV

Format: mp4

Choose File

No file chosen


AGL2020-entrance-animation.mp4

Left Stand

Width: 220

Height: 280

Format: png.gif.jpg




Right Stand

Width: 220

Height: 280

Format: png.gif.jpg




There is a real-time booth preview at the bottom of this screen so as you upload your graphics you will see how the booth is coming together.

*\*Please note for the purposes of this document we are looking at the large booth.*

## Press Releases

Press Release	
<a href="#">Save</a>	<a href="#">Delete</a>
<b>Title</b>	<input type="text" value="Test Press Release"/>
<b>Sub-Title</b>	<input type="text" value="Sub-Title"/>
<b>Body of Press Release</b>	<div>Extra! Extra! Read all about it: The quick brown fox jumps over the lazy dog.</div>
<b>City</b>	<input type="text" value="South Barrington"/>
<b>State</b>	<input type="text" value="Illinois"/>
<b>Country</b>	<input type="text" value="United States"/>
<b>Press Contact Name</b>	<input type="text" value="Khurram"/>
<b>Press Contact Email</b>	<input type="text" value="khurram.dharani@goeshow.com"/>
<b>Press Contact Phone</b>	<input type="text" value="555-1234"/>
<b>Logo File</b>	<div><a href="#">Choose File</a> No file chosen testdisplayphoto.jpg</div>

## BOOTH PROFILE



To upload information to the right-side navigation in your booth (above) you access the Directory Profile Update page with your username (email) and password.

From there you will be able to fill in different sections to create the navigation. Once the sections are filled out your attendees can click on each section and see everything. The sections include:

### Description

eShow Gold

Booth 904



eShow Gold  
5 Executive Ct  
Suite 2  
S. Barrington, IL 60010  
United States

Fax  
8476204230

Contact Information  
Dawn Rockas  
National Sales Director

[Make Appointment](#)

#### Description

No matter the size, need or location of your event eShow has the services "Under One Umbrella" and integrated with the Abila System. Start with the SSO to provide contact information and also special pricing categories eDirectory such as member versus nonmember. Then have all of the information passed back to the member records.

Registration, Housing, Exhibitor and Floor Plan Management, Banquet Manager, Call for Papers, Conference and Speaker Management, Meeting Logistics Manager, Lead Retrieval, Session Tracking and RFID Services are just the beginning of the services you will find "Under The eShow Umbrella".

Our On-site Services can travel all over the world with you. Asia, Europe, North and South America are all on our destination lists. Included with the International Services are international currency processing and language translations.

## Networking Information

### Networking Information

Product Categories	<b>Business Services</b> 24 / 7 Support Architectural Services <b>Software</b> Data Management Information Management <b>Systems</b> Monitoring Systems <b>Communications</b> Cables / Connectors / Housing <b>Continuity</b> Mobile PSAP
--------------------	--

## Press Releases

### Press Releases



Wednesday, August 1, 2018 11:55 AM  
eShow Introduce New Housing Module - South Barrington, IL

## Videos

### Videos



### Call for Abstracts

ESHOW'S ABSTRACT TOOL IS DESIGNED FOR COLLECTING ABSTRACTS, POSTER, PAPERS, PRESENTATIONS AND APPLICATIONS. YOU'LL BE ABLE TO HANDLE ALL OF YOUR PRE-CONFERENCE NEEDS INCLUDING ONLINE SUBMISSIONS, PEER COMMITTEE REVIEWS AND ADMINISTRATIVE MONITORING.

Play

## Products

### Products



### 2D Virtual Experience

This module mimics a physical event with booth space, sponsorship opportunities, networking, and much more. It truly provides all the benefits a physical event offers inside an online environment. The Virtual Exhibit Sales & Marketplace module can also be customized to fit your specific event specification.

Download

New Product



### Meeting Logistics Module

This versatile tool uses your specifications to orchestrate all the details for receptions, board/committee meetings, focus groups, lunches, exhibitor functions, and other gatherings. The module coordinates spaces, inventories and schedules, and information entered once is automatically plugged in across any relevant function sheets to create an efficient hub for you and your team.

Download

## Webinars

### Webinars



### Onsite Registration & Badge Production


Presenter: Dawn Rockas

**Webinar:** 06/18/2020 01:00 PM - 02:00 PM Any event manager understands that an attendee's event experience begins with registration and onsite registration and check-in sets the tone for the whole event. With eShow's Onsite Registration learn how our clients can offer your attendees a polished registration experience. And with our Badge Production Services, clients can take advantage of our extensive menu of badge and ticketing options.

[https://www.bigmarker.com/eshow/Onsite-Registration-Badge-Production-Services?utm\\_bmc\\_source=website](https://www.bigmarker.com/eshow/Onsite-Registration-Badge-Production-Services?utm_bmc_source=website)

Join Webinar





Virtual Event Management (VEM®)  
Exhibitor Image Specs

Images / Artwork Guidelines

Exhibitor Booth Thumbnails

#	width (px)	height (px)	file name	format
1	260	110	EVENT-YEAR-EXHIBITOR-booth-thumb-logo	JPG






Exhibitor Booth - Small (SM)

#	width (px)	height (px)	file name	format
1	420	210	EVENT-YEAR-EXHIBITOR-booth-SM-top-marquee	JPG
2	148	264	EVENT-YEAR-EXHIBITOR-booth-SM-display-L	JPG
3	124	124	EVENT-YEAR-EXHIBITOR-booth-SM-desk	JPG






## Exhibitor Booth - Medium (MD)

#	width (px)	height (px)	file name	format
1	840	210	EVENT-YEAR-EXHIBITOR-booth-MD-top-marquee	JPG
2	234	300	EVENT-YEAR-EXHIBITOR-booth-MD-display-L	JPG
3	240	135	EVENT-YEAR-EXHIBITOR-booth-MD-display-center	JPG
4	320	140	EVENT-YEAR-EXHIBITOR-booth-MD-desk	JPG





## Exhibitor Booth - Large (LG)

#	width (px)	height (px)	file name	format
1	840	210	EVENT-YEAR-EXHIBITOR-booth-LG-top-marquee	JPG
2	220	280	EVENT-YEAR-EXHIBITOR-booth-LG-display-L	JPG
3	240	135	EVENT-YEAR-EXHIBITOR-booth-LG-display-center	JPG
4	220	280	EVENT-YEAR-EXHIBITOR-booth-LG-display-R	JPG
5	320	138	EVENT-YEAR-EXHIBITOR-booth-LG-desk	JPG

## Exhibitor Booth - Custom

Customizable options may include:

- Exhibitor logo / brand / colors
- Booth layout
- People
- Advertisements / banners

Please contact your eShow Account Manager for further details and pricing.

